


Planar Lightwave Circuit Splitter (PLCS)



- Key Features**
- Compact design
 - Low insertion loss and low PDL
 - High reliability
 - High channel counts
 - Wide wavelength range
 - Large operating temperature range
 - Customized packaging and configuration
 - Full Telcordia GR1209/1221 qualifications

Applications

- FTTx Systems
- LAN, WAN and Metro Networks
- Analog/Digital Passive Optical Networks
- CATV Networks
- Other applications in fiberoptic systems

Compliance

- Telcordia GR-1209-CORE
- Telcordia GR-1221-CORE

The single-mode Planar Lightwave Circuit Splitter (PLCS) are developed based on unique silica glass waveguide process with reliable precision aligned fiber pigtail in a miniature package, it provides a low cost light distribution solution with small form factor and high reliability. The PLCS devices have high performance in terms of low insertion loss, low PDL, high return loss and excellent uniformity over a wide wavelength range from 1260nm to 1620nm and working in temperature from -40°C to +85°C. The PLCS devices have standard configurations of 1x4, 1x8, 1x16 and 1x32 configurations, as well as customized structures of 2x16, 2x32 and 2x64.

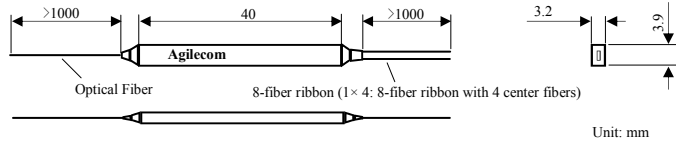
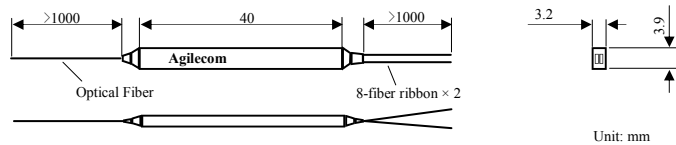
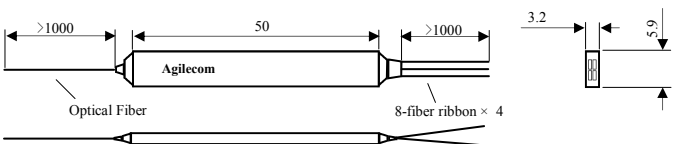
These products meet or exceed Telcordia GR-1209-CORE and GR-1221-CORE reliability qualification requirement.

Specifications

Port Configuration		1x4	1x8	1x16	1x32
Fiber		SMF-28			
Operation Wavelength	nm	1260 ~ 1620			
Insertion Loss	dB	≤ 7.25	≤ 10.8	≤ 14.0	≤ 17.4 / 17.0*
Uniformity	dB	≤ 0.5	≤ 0.8	≤ 1.2	≤ 1.5 / 1.2*
Polarization Dependent Loss	dB	0.2	0.2	0.2	0.2 / 0.3*
Return Loss	dB	≥ 50			
Directivity	dB	≥ 55			
Operating Temperature	°C	-40 ~ +85			
Storage Temperature	°C	-60 ~ +85			
Package Dimension	mm	(L) × (W) × (H) 40 × 3.9 × 3.2	(L) × (W) × (H) 40 × 3.9 × 3.2	(L) × (W) × (H) 40 × 3.9 × 3.2	(L) × (W) × (H) 50 × 5.9 × 3.2

Notes : Specifications without fiber connectors

* One 1x4 PLCS and four 1x8 PLCS splitters in cascaded configuration

Dimensions Diagram

Fig. 1. 1×4 and 1×8 splitter

Fig. 2. 1×16 splitter

Fig. 3. 1×32 splitter
Ordering Information

For more information on these or other products and their availability, please contact our sales department at 408-943-0815 in North America and 0760-3338606 in China or via e-mail at sales@agilecom.net.

Sample: PLCS — 1SPSBB2200

PLCS —

Code	Channel Number	Code	Fiber Type	Code	Input Fiber Length	Code	Input Connector	Code	Output Connector
14	1×4	S	SMF-28	1	1.0m	0	None	0	None
18	1×8	E	SMF-28e	2	1.5m	1	SC/UPC	1	SC/UPC
1S	1×16	P	Polarization Maintaining Fiber	3	2.0m	2	SC/APC	2	SC/APC
1T	1×32	X	Customize	X	Customize	3	FC/UPC	3	FC/UPC
2S	2×16					4	FC/APC	4	FC/APC
2T	2×32					5	LC/UPC	5	LC/UPC
2F	2×48					6	ST/UPC	6	ST/UPC
						X	Customize	M	MPX
								P	MPO
								X	Customize

Code	Input Pigtail	Code	Output Fiber Length
B	250μm Bare Fiber	1	1.0m
L	900μm Loose Tube	2	1.5m
		3	2.0m
		X	Customize

Code	Output Pigtail
B	250μm Bare Fiber
R	Ribbon Fiber
F	Fan-out splitter with 900μm Loose Tube

All statements, technical information and recommendations related to the products herein are based upon information believed to be reliable or accurate. Agilecom reserves the right to change at any time without notice the design, specifications, function, fit or form of its products described herein, including withdrawal at any time of a product offered for sale herein.
 ©2006 Agilecom Fiber Solution, Inc. All rights reserved.
 Rev. 002 08/2006